




**1. Please indicate the standard of attendance and punctuality of the outreach teacher who regularly provides support.**

		Response Percent	Response Count
Outstanding		60.7%	37
Good		37.7%	23
Requires improvement		1.6%	1
Inadequate		0.0%	0
<b>answered question</b>			<b>61</b>
<b>skipped question</b>			<b>0</b>




**2. How would you rate the communication between the Outreach Team and your school ?**

		Response Percent	Response Count
Outstanding		49.2%	30
<b>Good</b>		<b>50.8%</b>	<b>31</b>
Requires improvement		0.0%	0
Inadequate		0.0%	0
<b>answered question</b>			<b>61</b>
<b>skipped question</b>			<b>0</b>




### 3. How would you rate the quality of work with the pupils.

		Response Percent	Response Count
Outstanding		39.3%	24
<b>Good</b>		<b>59.0%</b>	<b>36</b>
Requires improvement		1.6%	1
Inadequate		0.0%	0
<b>answered question</b>			<b>61</b>
<b>skipped question</b>			<b>0</b>



### 4. How would you rate the effectiveness of the service as a part of the multi-disciplinary team in your school ?

		Response Percent	Response Count
Outstanding		34.4%	21
<b>Good</b>		<b>60.7%</b>	<b>37</b>
Requires improvement		4.9%	3
Inadequate		0.0%	0
<b>answered question</b>			<b>61</b>
<b>skipped question</b>			<b>0</b>



**5. What is the impact of the Outreach Service on the school's capacity for meeting the needs of pupils experiencing BESD?**

		Response Percent	Response Count
Outstanding		18.3%	11
<b>Good</b>		<b>73.3%</b>	<b>44</b>
Requires improvement		8.3%	5
Inadequate		0.0%	0
Please give examples.			30
<b>answered question</b>			<b>60</b>
<b>skipped question</b>			<b>1</b>

**6. Have you experienced any problems with the Outreach Service over the past year ?**

		Response Percent	Response Count
Yes		3.3%	2
<b>No</b>		<b>96.7%</b>	<b>58</b>
<b>answered question</b>			<b>60</b>
<b>skipped question</b>			<b>1</b>

**7. If you did experience problems, how satisfied were you with the response you received.**

		Response Percent	Response Count
<b>Very Satisfied</b>		<b>75.0%</b>	<b>6</b>
Satisfied		25.0%	2
Dissatisfied		0.0%	0
<b>answered question</b>			<b>8</b>
<b>skipped question</b>			<b>53</b>





**8. If you have any other suggestions that you think would help to improve our service to you, please tell us here.**

	Response Count
	17
answered question	17
skipped question	44

**9. School Name:**

	Response Count
	61
answered question	61
skipped question	0

**10. Which phase is your school**

		Response Percent	Response Count
Infant		9.8%	6
Junior		4.9%	3
<b>Primary</b>		<b>59.0%</b>	<b>36</b>
Secondary		26.2%	16
		answered question	61
		skipped question	0